

How to Integrate Visible Body Courseware into Canvas

A Guide for Faculty

Created by the Academic Commons

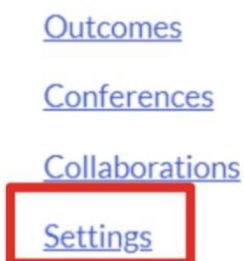
Visible Body Courseware is a web-based teaching and learning platform loaded with 3D anatomy and physiology content. You can use it to create and deliver course assignments and quizzes, manage grades, and expand and enhance anatomy lab dissections with virtual simulations. It also offers interactive biology assignments and 3D models. You can choose from existing courseware to customize a learning experience for students or create your own interactive teaching materials. This guide illustrates the process for integrating Visible Body Courseware into Canvas and will connect you with additional resources.

Requesting a Visible Body Courseware Instructor Account

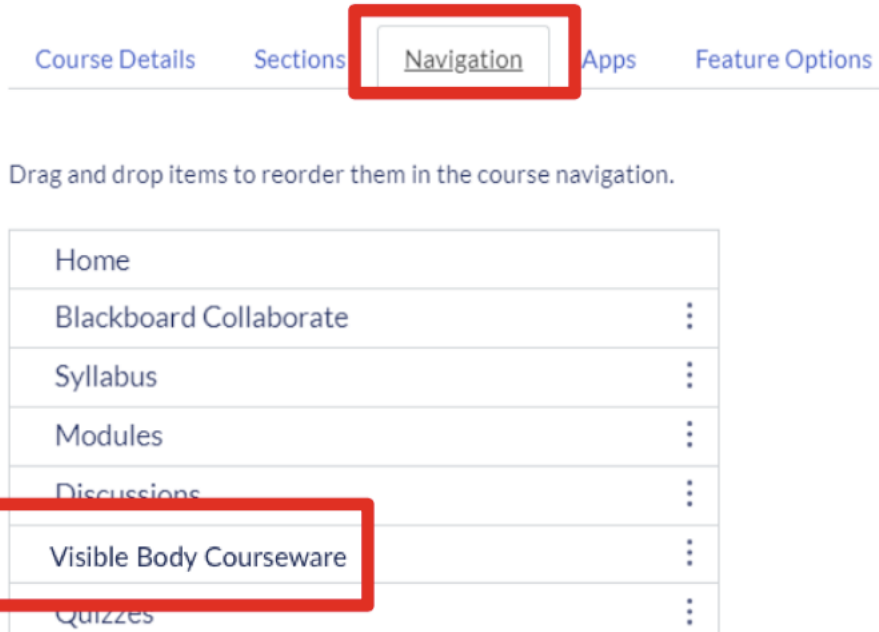
- **Step 1:** Email [Krystlynn Stiebritz](#) to request an account. Please email from your Jefferson account stating you are a faculty member and would like an instructor account.
- **Step 2:** Follow any instructions from Krystlynn (e.g. logging into the Visible Body website to change your password).

Enabling Visible Body Courseware in a Canvas Course

- **Step 1:** Log in to [Canvas](#) and access your course.
- **Step 2:** In your Canvas course menu, open the Settings area.



- **Step 3:** Open the Navigation tab at the top of the page (between Sections and Apps). Find the Visible Body Courseware menu item in the bottom section of the page and drag it up into the top section so it will be enabled in the course menu. Save your changes using the button at the bottom of the page.



Connecting Visible Body Courseware to your Canvas Course

- **Step 1:** Open the Visible Body Courseware link found in the course menu.

[Home](#)

[Syllabus](#)

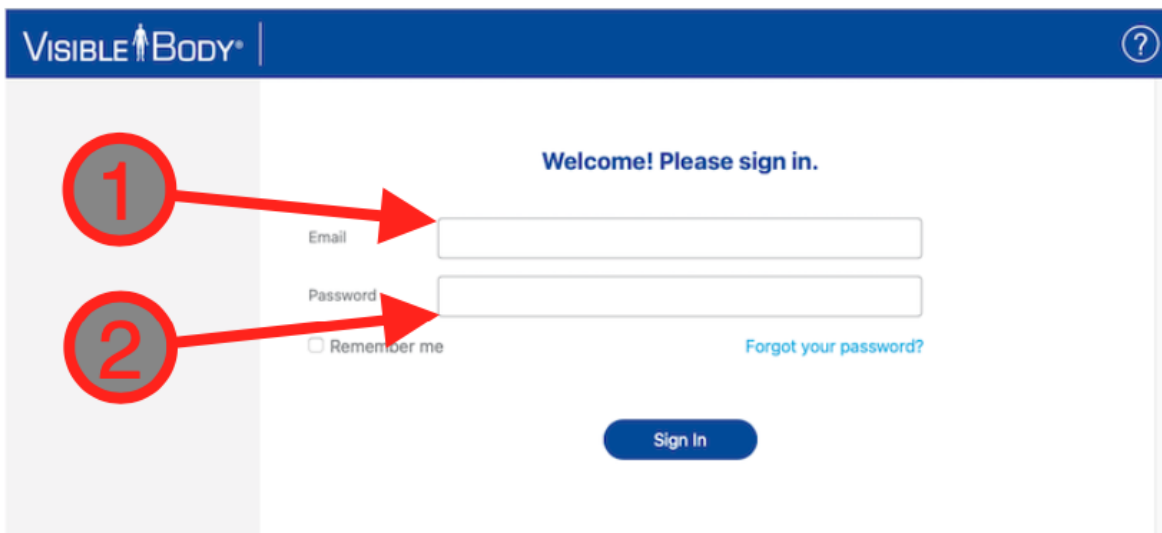
[Assignments](#)

[Discussions](#)

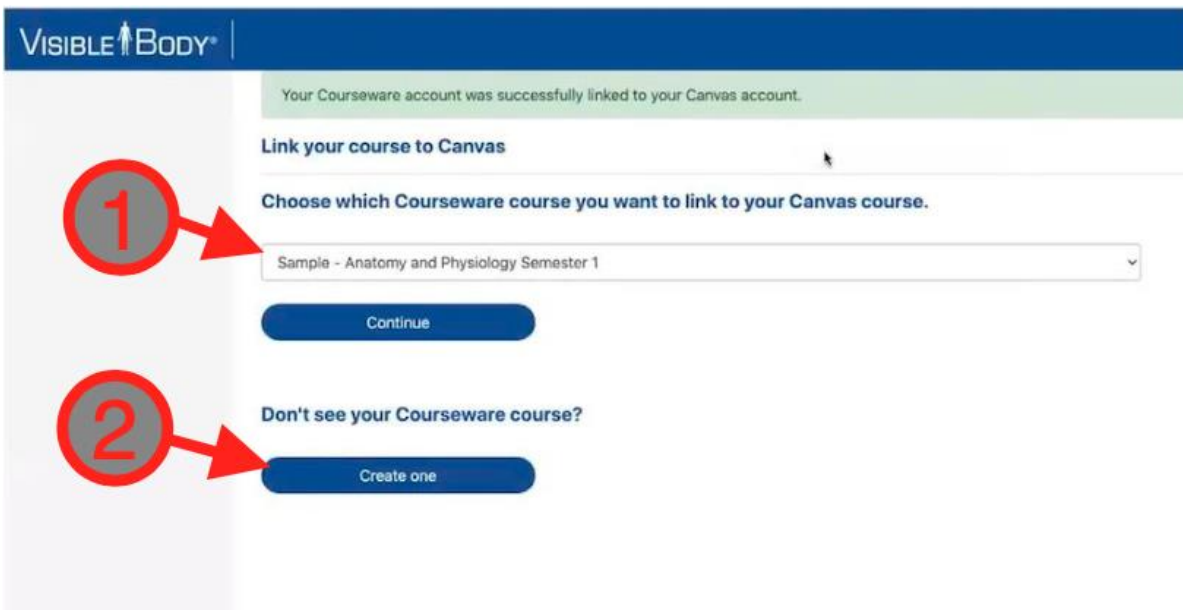
[Visible Body Course-ware](#)

[Grades](#)

- **Step 2:** Sign in using your Jefferson email (1) and Visible Body password (2).



- **Step 3:** Select an existing course (1) or create a new course (2).



Help

- For help using Visible Body Courseware, visit the [Help Center](#) on their website. The Help Center contains tutorial guides, screenshots and videos that cover many topics.
- To view to the system requirements for Visible Body Courseware on desktop and mobile devices, please visit <https://support.visiblebody.com/hc/en-us/articles/360000992994-System-Requirements-for-Courseware>.
- For further assistance with integrating Visible Body Courseware into Canvas, contact the Educational Technologies Team at EdTech.Support@lists.jefferson.edu or call (215) 503-2830.